



REFERENDUM INFORMATION MEETING
SATURDAY, FEBRUARY 25, 2023
10:00 - 11:00AM

The background image shows a large outdoor swimming pool at a park. On the right side, there are several red water slides that lead into the pool. The pool is filled with blue water, and many people are swimming and playing. In the foreground and middle ground, there are several blue and white striped umbrellas providing shade. The area is surrounded by green trees and a clear blue sky. A chain-link fence is visible in the lower part of the image.

INTRODUCTIONS

Terry Jennings
Barrington Park District Executive Director

Introductions: Terry Jennings, Executive Director

Maintenance and Repairs:

Sue Mayer, Superintendent of Park Planning & Development

Conceptual Design: Frank Parisi, Williams Architects

Process: Terry Jennings, Executive Director

Programming and Operations:

Jodi Krause, Superintendent of Recreation

Property Tax Impact: Eric Anderson, Piper Sandler

Bond Referendum Question and Election Date April 4, 2023:

Terry Jennings, Executive Director

Questions and Answers



The background image shows a construction site with various tools like a hammer, screwdriver, and tape measure on a white surface. A large blue rectangular box is overlaid on the left side of the image, containing the title text. The rest of the image shows a dirt and gravel area with some wooden planks.

MAINTENANCE AND REPAIRS

Sue Mayer
Superintendent of Park Planning & Development

Pool Leak Repairs

In 2016, an investigation revealed the Zero Depth Pool had a leak. At that time, the leak was identified and repaired.



Pool Leak Repairs


In 2021, an investigation revealed that all three pools had leaks. The Activity Pool and Deep Pool leaks were identified and repaired.



Pool Shell Repairs



Pool Expansion Joint Repairs



Flume and Drop Slide Repairs



Deck and Concrete Staircase Repairs



Electric Conduit, Junction Box and Lift Station Repairs



Well Water, Aging Pipes and Valves




Drop Slides and Zero Depth Pool Feature Flooded Suction Pumps



Basement and Chimney

Located northeast side of the Langendorf Aquatic Center

- Original to Building
- Poor Access
- Water Seepage
- Abandoned Systems
- Deteriorating Lift Station
- Crumbling Chimney



HVAC

Four of the five Langendorff Aquatic Center HVAC systems are obsolete.



Picnic Shelter

- Strategically located near the Freddie Herriman Pederson Splashpad, two playgrounds, picnic groves and Joe Kelsch Dream Way Trail
- Includes restrooms, storage and an open air shade structure
- Diverse usage including rentals and the site of one of our largest summer camps

Issues

- Aging structure, electric cables and restrooms
- Not on Village water
- Small in size



Pickleball

- Located on north side of Langendorf Park across from the Fitness & Recreation Center

Issues

- Light system is decades old and does not work
- Only four Pickleball Courts
- No support structure for shade or restrooms
- No Platform Tennis Courts




The background image shows a large outdoor swimming pool at a park. On the right side, there are several red water slides that lead into the pool. The pool is filled with people, and there are many blue and white striped umbrellas around the pool deck. In the foreground, there is a chain-link fence and some green bushes. The sky is clear and blue.

PROCESS

Terry Jennings
Barrington Park District Executive Director

Process

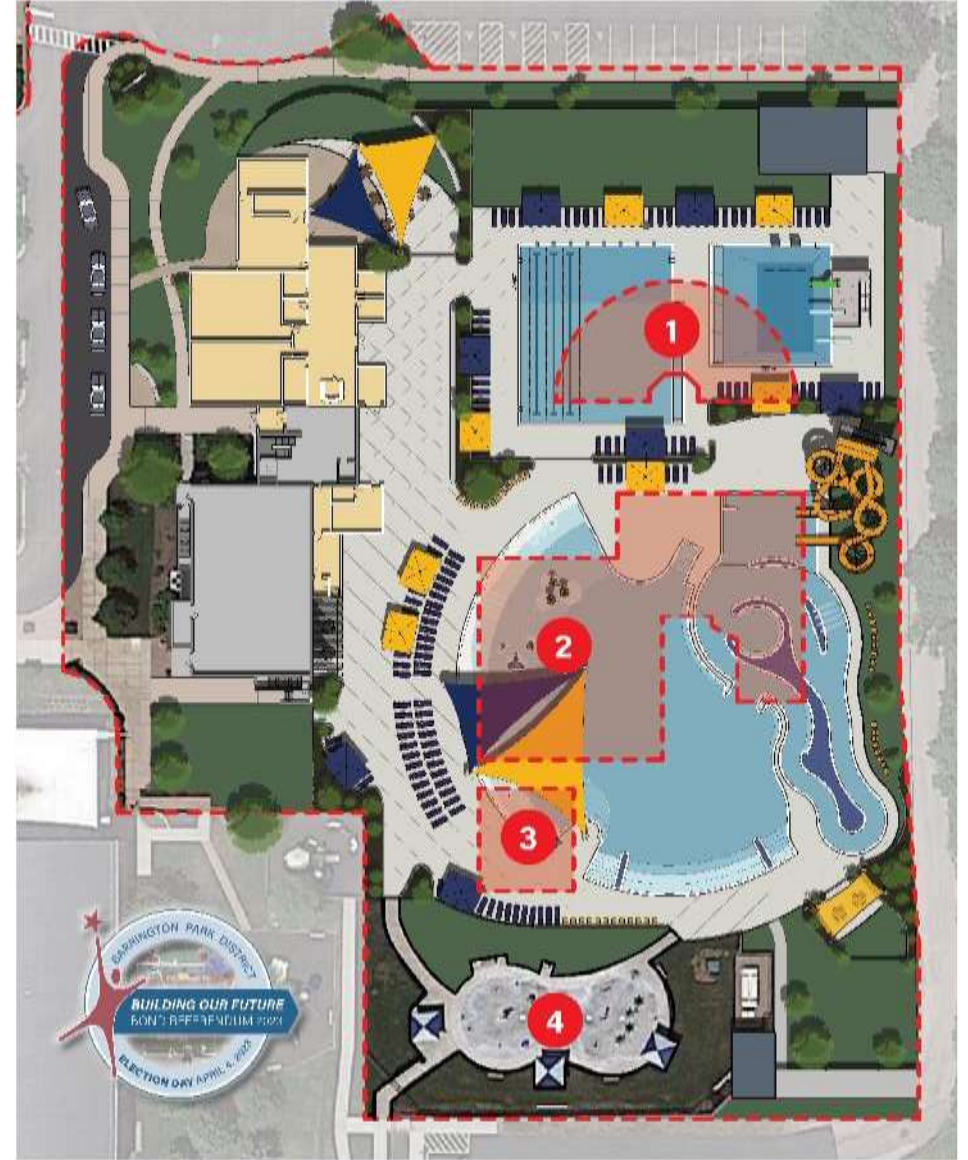
- Decision to Interview Architects April, 2022
- Frank Parisi, Williams Architects, Selected to Develop Conceptual Design
- Pool Site Visits
 - Staff: Jennings, Mayer, Krause, Smothers
 - 10 Pools at 8 Different Park Districts
 - Cary Park District (Sunburst Bay Aquatic Center)
 - Schaumburg Park District (Atcher Island Water Park)
 - Carol Stream Park District (Coral Cove Water Park)
 - Glenview Park District (Flick Aquatic Center & Roosevelt Aquatic Center)
 - Bartlett Park District (Bartlett Aquatic Center)
 - Morton Grove Park District (Oriole Aquatic Center & Harrer Pool)
 - Woodstock Recreation Department (Woodstock Water Works)
 - Huntley Park District (Stingray Bay Family Aquatic Center)
- Began Discussion on Financial Considerations with Eric Anderson, Piper/Sandler
- Steering Committee Formation and Meeting on November 2, 2022
- Board of Park Commissioners Referendum Question Submission Approved at its December 2022 Board Meeting



CONCEPTUAL DESIGN

Frank Parisi, Williams Architects

EXISTING POOL



1. Current Zero Depth Pool
2. Current Activity Pool

3. Current Deep Water Pool
4. Current Splashpad To Remain As Is

CONCEPTUAL POOL WITH CURRENT POOL OVERLAY
(SHADED IN RED)

AQUATIC FACILITY CONCEPT



DIGITAL SIGNAGE

CONCESSION BUILDING & DECK

POOL ADMISSIONS & BATHHOUSES

CENTRALLY LOCATED POOL MANAGER

SHADED OUTDOOR GUARD AREA

EXISTING 2-5 YR OLD PLAYGROUND TO REMAIN

EXISTING 5-12 YR OLD PLAYGROUND TO REMAIN

SHELTER RENOVATION

PICNIC LAWN

LAWN #1

ACTIVITY POOL

DEEP WATER

FILTER BUILDING WITH STORAGE

BODY FLUME SLIDES

WATER FEATURES IN CURRENT CHANNEL

INTEGRATED SEATING

LOUNGING STEPPED ENTRY

RENTAL AREA / LAWN #2

SPLASHPAD STORAGE

EXISTING SPLASHPAD

EXISTING PARKING

CONCESS

STOR

MULTI-PURPOSE ROOM

MEN'S LOCKER

FC

FC

FC

WOMEN'S LOCKER

ADMIN

CONTROL

POOL STOR

POOL DECK ACCESS

POOL MAN.

GUARDS

EXISTING GYM & SUPPORT SPACES

LAWN #3

LAWN TO REMAIN

EXISTING 2-5 YR OLD PLAYGROUND TO REMAIN

EXISTING 5-12 YR OLD PLAYGROUND TO REMAIN

SHELTER RENOVATION

PICNIC LAWN

LAWN #1

ACTIVITY POOL

DEEP WATER

FILTER BUILDING WITH STORAGE

BODY FLUME SLIDES

WATER FEATURES IN CURRENT CHANNEL

INTEGRATED SEATING

LOUNGING STEPPED ENTRY

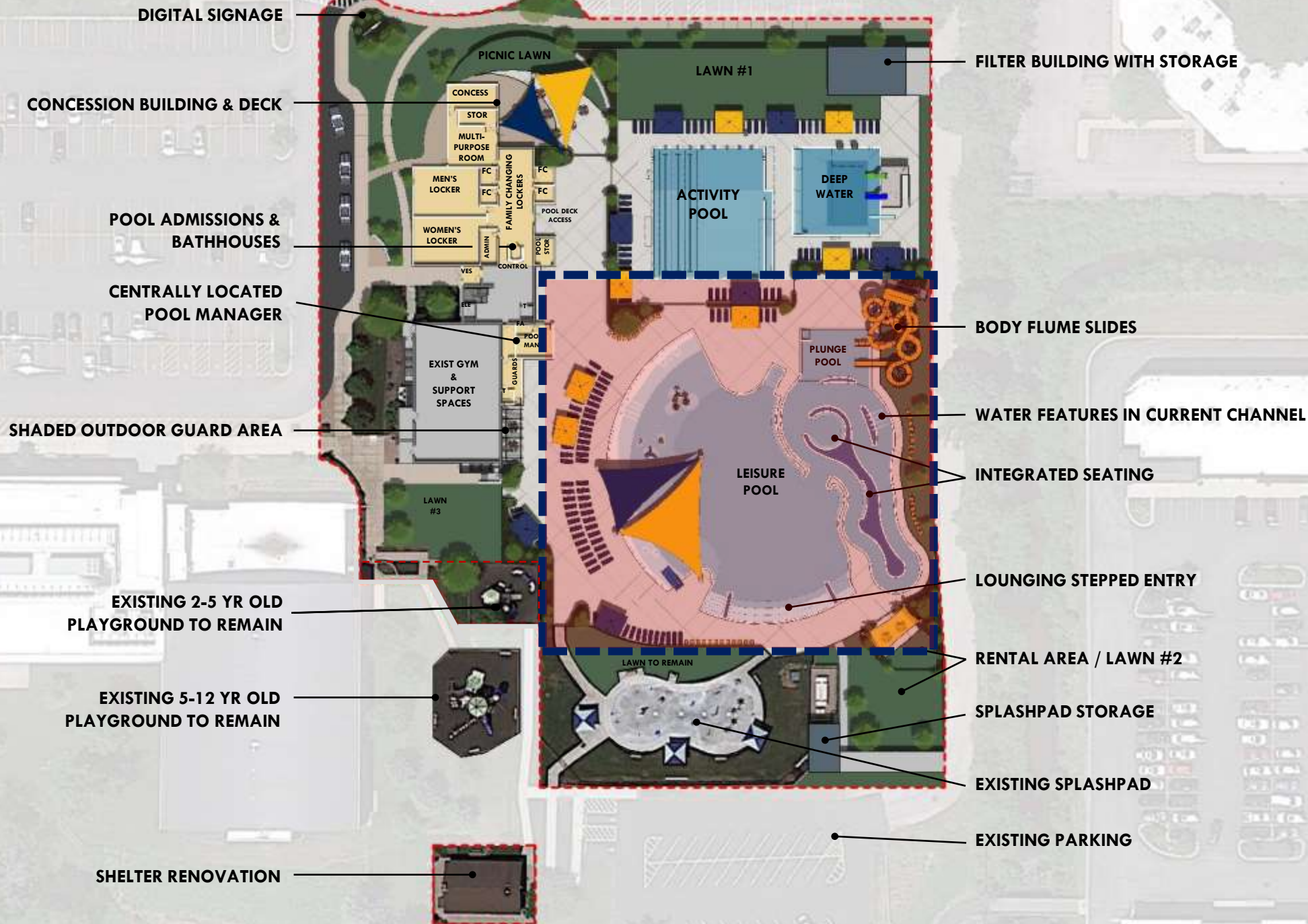
RENTAL AREA / LAWN #2

SPLASHPAD STORAGE

EXISTING SPLASHPAD

EXISTING PARKING

LEISURE POOL CONCEPT



Zero Depth Entry Leisure Pool

Features:

- Zero Depth Entry
- Incorporated Play Features and Tot Slide
- Shade Extending Over Part of Pool
- Lounging Steps
- Current Channel
- Sitting Circle
- Flume Slides
- Water Depth Ranges from
0 - 3'6" at Base of Slides



LEISURE POOL CONCEPT

Zero Depth Entry and Shade



Lounging Steps



LEISURE POOL CONCEPT

Current Channel



Body Flume Slides



DEEP WATER POOL CONCEPT



DIGITAL SIGNAGE

CONCESSION BUILDING & DECK

POOL ADMISSIONS & BATHHOUSES

CENTRALLY LOCATED POOL MANAGER

SHADED OUTDOOR GUARD AREA

EXISTING 2-5 YR OLD PLAYGROUND TO REMAIN

EXISTING 5-12 YR OLD PLAYGROUND TO REMAIN

SHELTER RENOVATION

PICNIC LAWN

LAWN #1

ACTIVITY POOL

DEEP WATER

FILTER BUILDING WITH STORAGE

BODY FLUME SLIDES

WATER FEATURES IN CURRENT CHANNEL

INTEGRATED SEATING

LOUNGING STEPPED ENTRY

RENTAL AREA / LAWN #2

SPLASHPAD STORAGE

EXISTING SPLASHPAD

EXISTING PARKING

LEISURE POOL

PLUNGE POOL


LAWN TO REMAIN

DEEP WATER POOL CONCEPT

Deep Water Pool

Features:

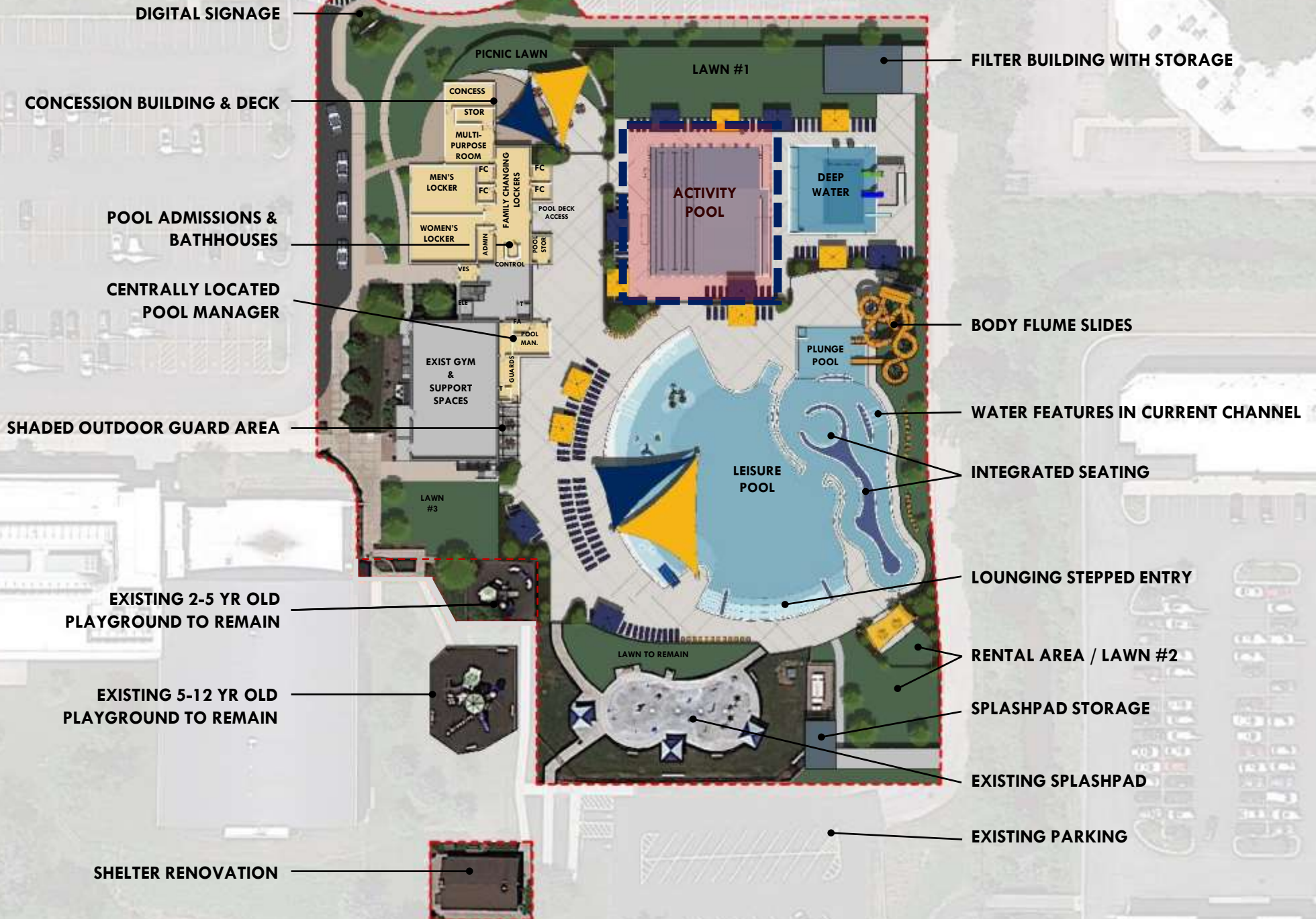
- Drop Slide
- Diving Boards
 - 3 Meter
 - 1 Meter
- Climbing Wall
- Entry/Exit Steps
- After the Steps, Water Depth Angles Down to 14'



Climbing Wall and Drop Slide



ACTIVITY POOL CONCEPT



Activity Pool


Features:

- Universal Accessibility
- 8 Lap Lanes
- Removable Diving Blocks
- Water Depth Ranging from 3'6" - 5'

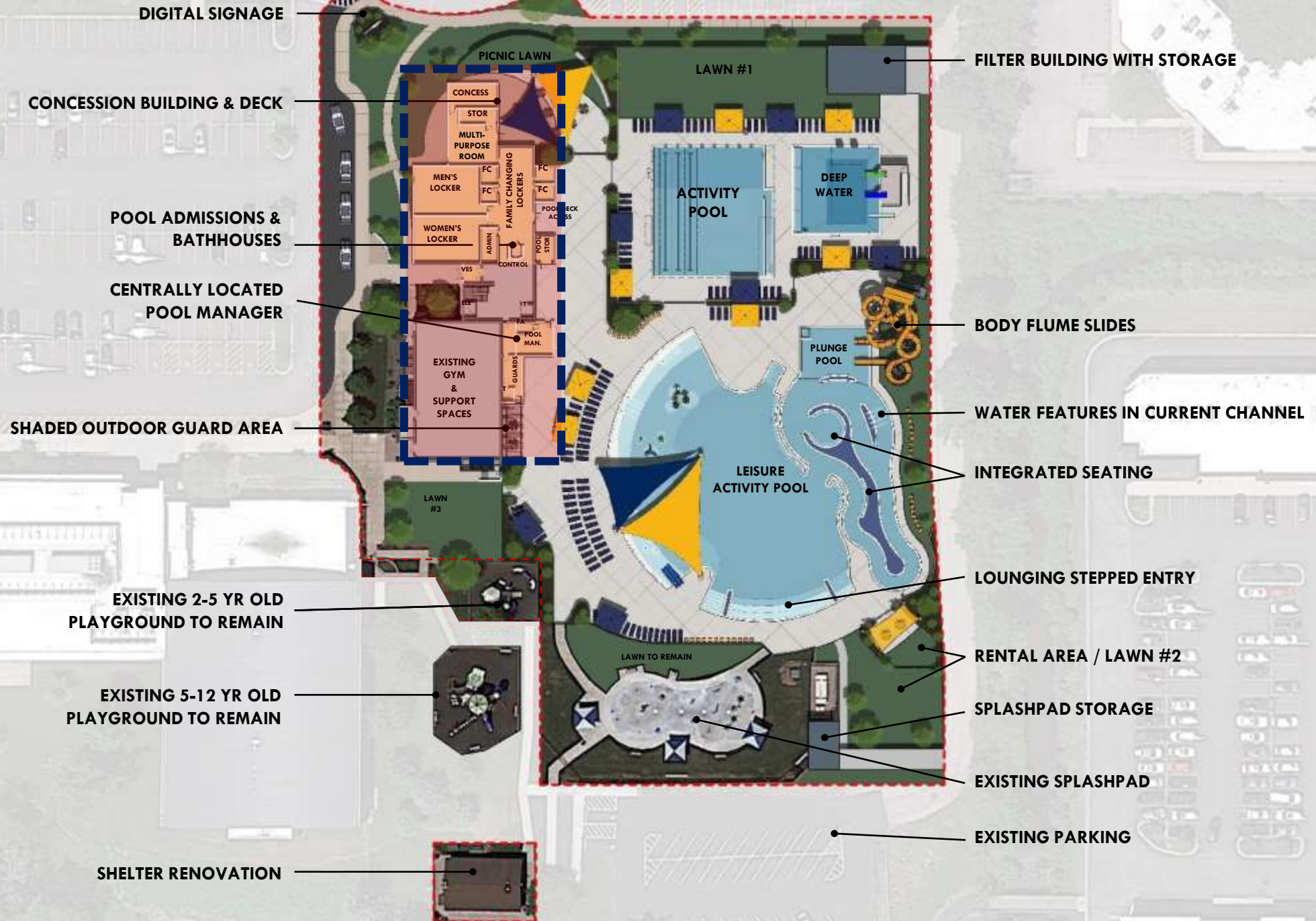


ACTIVITY POOL CONCEPT

Universal Accessibility



BATHHOUSE AND GYMNASIUM CONCEPT



Bathhouse and Gymnasium

Features:

- Direct Pool Access
- Locker Rooms
- Family/Gender Neutral Changing Rooms
- Multi-Purpose Room
- Concessions
- Dedicated Pick-up/Drop-off
- Control Desk
- Administrative Office
- Centralized Manager's Office
- Guard Room
- Storage
- Existing Gym Repairs
- Digital Information Sign



BATHHOUSE AND GYMNASIUM CONCEPT

Locker Rooms and Family/Gender Neutral Changing Rooms



Direct Pool Access

VEST.

CONTROL

POOL DECK ACCESS



Concessions / Deck



BATHHOUSE AND GYMNASIUM CONCEPT

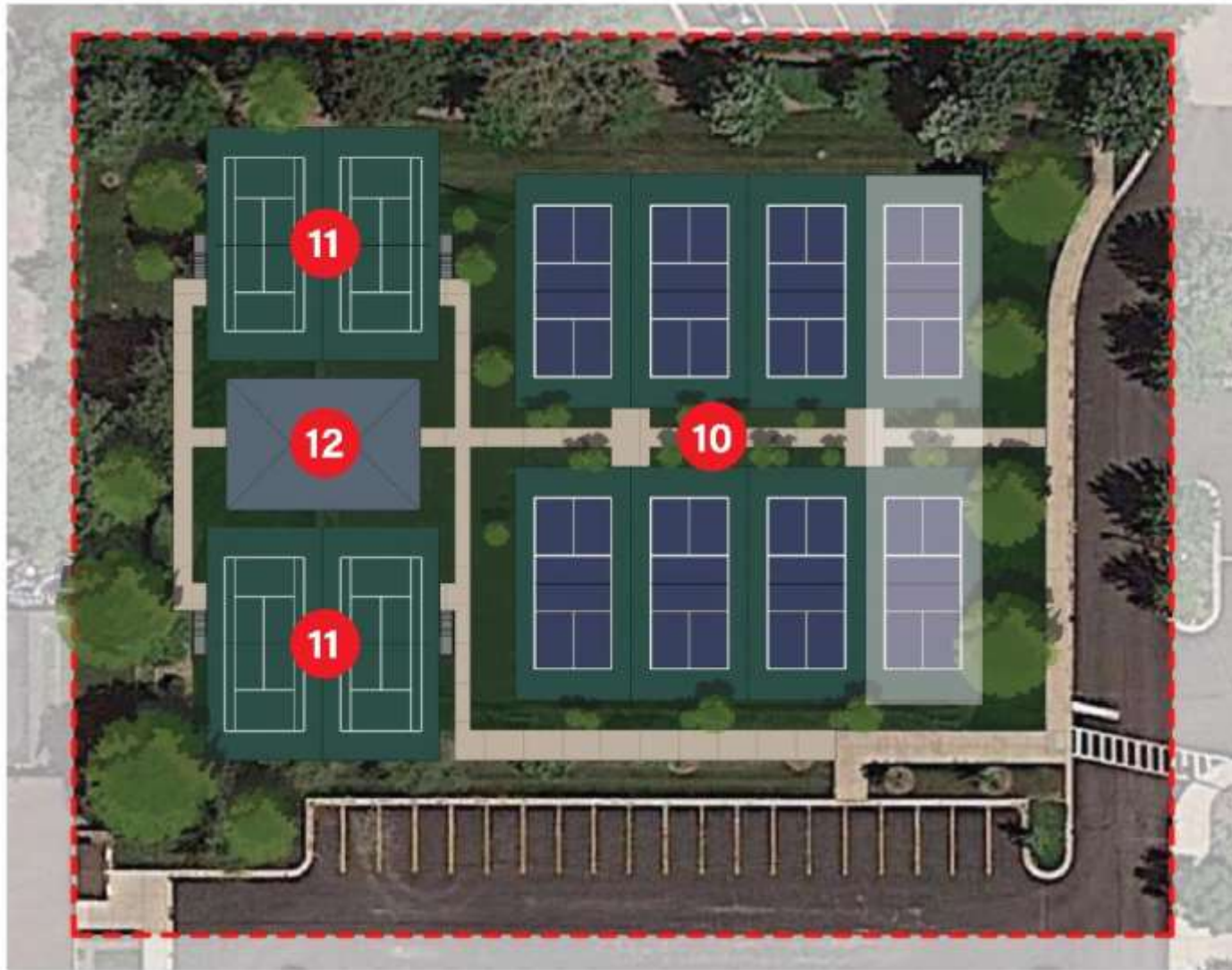
Dedicated Pick-Up / Drop-Off Area



The background image shows an outdoor pickleball court with a blue surface and white lines. Three people are visible on the court, engaged in play. The court is enclosed by a chain-link fence, and there are trees and a building in the background. A dark blue semi-transparent rectangle is overlaid on the left side of the image, containing the title text. The overall scene is bright and sunny.

PICKLEBALL AND PLATFORM TENNIS CONCEPTUAL DESIGN

Frank Parisi, Williams Architects



10. (6-8) Pickleball Courts with Lights

11. (4) Platform Tennis Courts with Lights

12. Pickleball & Platform Tennis
Warming Shelter

- Restrooms
- Shade
- Seating
- Heated Indoor Space



PICKLEBALL AND PLATFORM TENNIS COURTS WITH LIGHTS
AND WARMING SHELTER CONCEPTUAL DESIGN

Warming Shelter, Shade, Seating and Restrooms



Platform Tennis



Platform Tennis at Night



Pickleball



The background image shows an outdoor movie screening at dusk. A large white screen is set up on a dark frame, displaying a bright, glowing object. In the foreground, the silhouettes of people sitting on the ground are visible. To the right, there is a blue canopy tent and a brick building. The sky is a mix of blue and orange from the setting sun.

PROGRAMMING AND OPERATIONS

Jodi Krause, Superintendent of Recreation

Increased Water Allows for:

- Additional Aqua Fitness Classes such as
 - Aqua Yoga
 - Water Resistance Club
- New Programming such as
 - Diving Lessons
 - Kayak Lessons
- Expanded Special Events such as
 - Swim with a Mermaid
 - Flick & Floats
 - Glow Party



Multi-Purpose Room

- Parties
- Programs
- Rentals
- Meetings
- Trainings



PROGRAMMING AND OPERATIONS



Pickleball

- Additional pickleball courts allow for increased outdoor open play, classes, tournaments and leagues

Platform Tennis

- New recreational opportunity for the community
- Open play, classes, tournaments and leagues
- Geared towards winter play, but becoming a year-round sport

Shelter Rebuild

- Increased gathering space to accommodate larger rentals and expanded camps
- More shade and seating
- Improved restrooms
- Enhanced support structure for park visitors, including those using the playgrounds, picnic groves, Freddie Herriman Pederson Splashpad and Joe Kelsch Dream Way Trail





PROPERTY TAX IMPACT

Eric Anderson, Managing Director,
Public Finance, Piper Sandler

Referendum question asked of voters in the amount of \$18,800,000

Park District to contribute \$2,950,000 of fund balance cash on hand to reduce question size

Park District has bonds that are being retired, creating ability to issue without increasing taxes above current levels

Property Tax Impact


- If the referendum passes, taxes for a \$500,000 home are estimated to decline by \$35 and would remain steady for 20 years
- If the referendum fails, taxes for a \$500,000 home are expected to decline by \$110

First property tax bill impacted by a successful referendum is in 2024

Property taxes are impacted by three things:

- Your property value
- The County in which you reside
- The interest rate obtained when selling the bonds

Other funding options will be pursued, such as grants

A background image of a swimming pool with slides and people. The pool is blue, and there are several slides in the background. People are swimming and playing in the pool. There are also some umbrellas and a building in the background.

BOND REFERENDUM QUESTION AND ELECTION DATE

Terry Jennings
Barrington Park District Executive Director

BOND REFERENDUM QUESTION AND ELECTION DATE

BOND REFERENDUM QUESTION on April 4, 2023 voting ballot:

"Shall the Barrington Park District, Lake and Cook Counties, Illinois, improve, equip and maintain Langendorf Park, including replacing and enhancing the pool and bathhouse, adding courts for pickleball and platform tennis with a warming hut, and replacing a picnic shelter, and issue its bonds to the amount of \$18,800,000 for the purpose of paying the costs thereof?"


APRIL

4

TUESDAY



Conceptual Designs Shown

The background of the slide is a photograph of a swimming pool. The water is clear and blue, with ripples visible. In the bottom right corner, a portion of a depth gauge is visible, showing a white scale with black markings and the number '3' followed by 'FT'. The gauge is mounted on a metal frame. A dark blue rectangular box is overlaid on the left side of the image, containing the text 'QUESTIONS AND ANSWERS' in white, bold, sans-serif capital letters.

QUESTIONS AND ANSWERS